
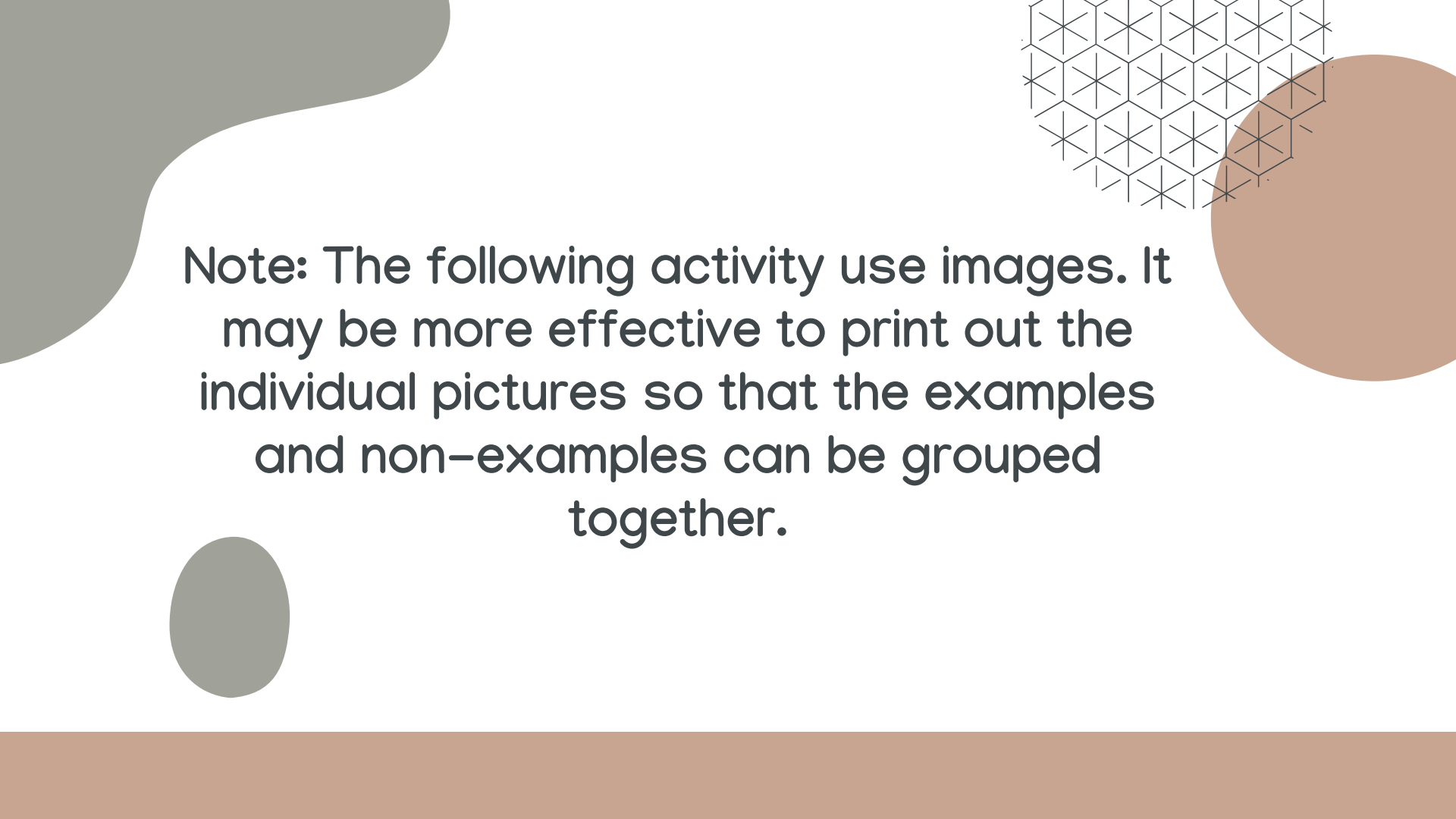




Concept Attainment

What is an Investigation?



Note: The following activity use images. It may be more effective to print out the individual pictures so that the examples and non-examples can be grouped together.

Yes

Photo by [Austin Wilcox](#) on [Unsplash](#)



I lost my puppy I wondered where she was. I looked around the house. I found her in my bedroom

No

Photo by [Tomek](#) on [Unsplash](#)



We went to the mall. I was able to get this delicious ice cream cone. It was the best tasting cone ever!

Yes

Photo by [Austin Distel](#) on [Unsplash](#)



I wasn't feeling well. I asked my parents what was wrong, and they took me to the doctor. He examined me and said I had the flu.

No

Photo by [wilfried Vowoto](#) on [Unsplash](#)



I always wanted to ride a ferris wheel. My parents surprised me and bought me a ride for my birthday.

Yes



Photo by [Daniel Lloyd Blunk-Fernández](#) on [Unsplash](#)




I came across a pile of coins! I was curious how they got there. So I hid behind a big rock and observed that a crow was dropping them off!

No



Photo by [43 Clicks North](#) on [Unsplash](#)

I love bike riding. I ride in the spring, summer and fall. I even ride my bike in the winter!



**Listen carefully to the next
two statements. Which
one is an example of an
investigation?**

Photo by [Ivan Dostál](#) on [Unsplash](#)



Story #1


I wondered how far a dandelion seed would travel. So one day I followed a seed on a windy day. It flew one block!

Photo by [Dose Juice](#) on [Unsplash](#)



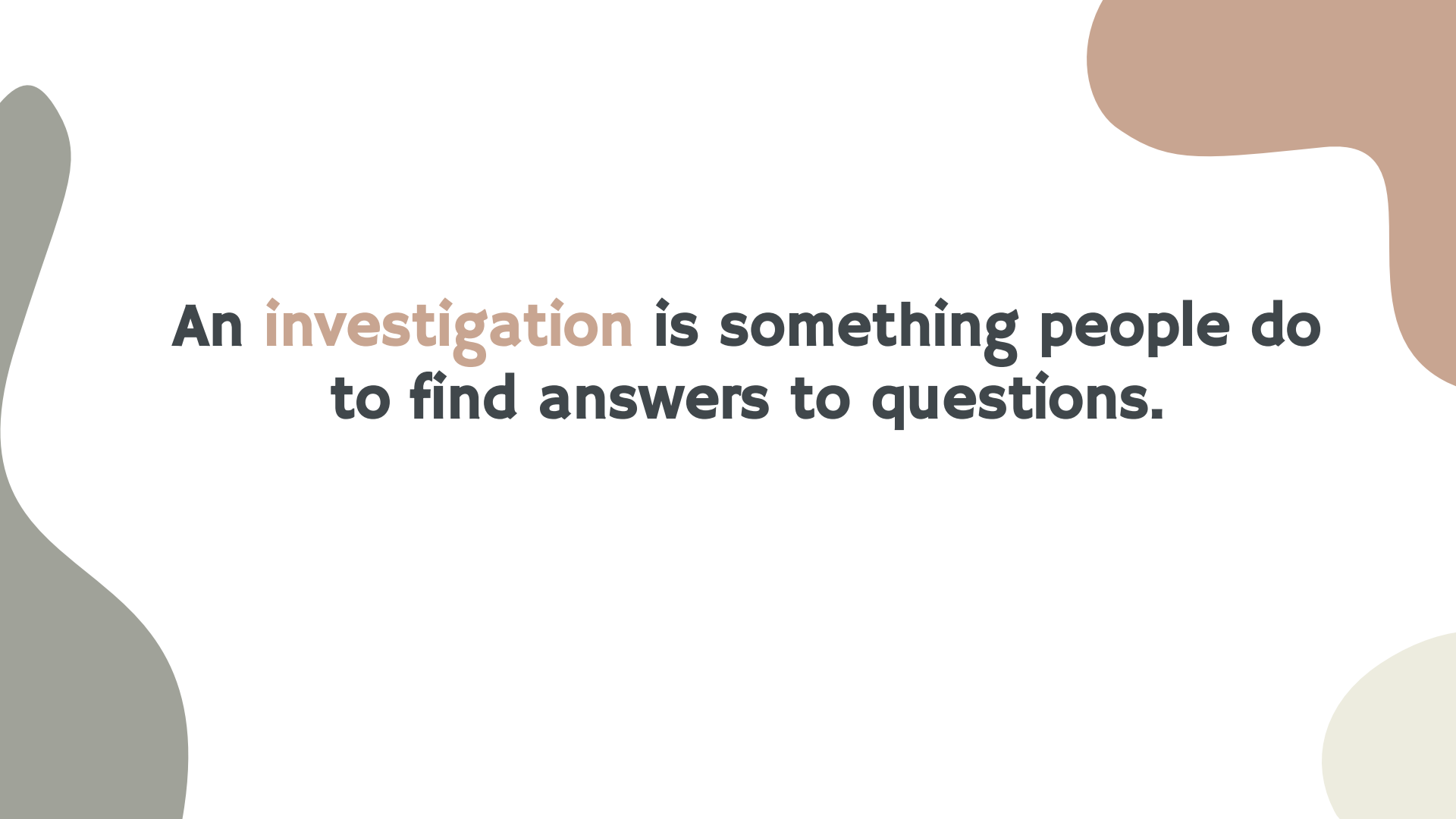
Story #2

In the winter we always play outside. My favorite part is coming inside the house and warming my tummy with a bowl of yummy soup! When will it be spring?





What is an investigation?



**An investigation is something people do
to find answers to questions.**



**For each example above, what was the
question and what was the answer?**



What are more examples of investigations?



**What is the connection between
QUESTION, ANSWER, and INVESTIGATION?**




Thanks

CREDITS: This presentation template was created
by **Slidesgo**, including icons by **Flaticon**,
infographics & images by **Freepik**

Please keep this slide for the attribution

During a video call



1. On the bottom right, click More
2. Click Change background
 - a. To completely blur your background, click Blur your background
 - b. To slightly blur your background, click Slightly blur your background
 - c. To select a pre-uploaded background, click a background
 - d. To upload your own image for your background, click Add
 - e. Tip: Your camera is automatically turned on when you click Change background

Changing your background may slow down your device. You may want to turn this feature off to allow other apps to run faster on your computer




Table of contents

01 Backgrounds

You can describe
the topic of the
section here

03 Reminder

You can describe
the topic of the
section here

05 Homework

You can describe
the topic of the
section here

02 Avatars

You can describe
the topic of the
section here


04 Planning

You can describe
the topic of the
section here

06 Others

You can describe
the topic of the
section here

Table of contents



01

Backgrounds

You can describe the topic of the section here

02

Avatars

You can describe the topic of the section here

03

Reminder

You can describe the topic of the section here

04


Planning

You can describe the topic of the section here



This slide is only for Premium users

 Go Premium now!



Change your background in Google Meet

To help limit distractions or make video calls more fun, you can now blur your background or replace your background with an image

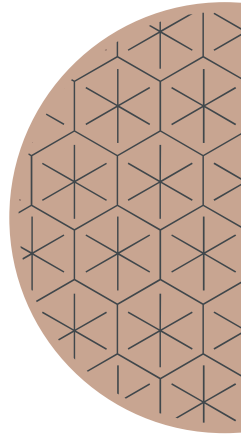



Change your background in Google Meet

Important: Users who join the video call while not logged into a Google account and users which need to knock to get admitted, can only change their background once in the video call. Users who join a G Suite for Education video call can't select their own background images

Before a video call: Go to Google Meet and then select a meeting

1. On the bottom right of your self view, click Change Background
 - a. To completely blur your background, click Blur your background
 - b. To slightly blur your background, click Slightly blur your background
 - c. To select a pre-uploaded background, click a background
 - d. To upload your own image for your background, click Add
2. Click Join Now





Change your background in Zoom

Change your backgrounds easily and make your Zoom
video calls more fun and original



Change your background in Zoom

First of all, download the backgrounds you want from this template:

1. Select the slide you want to save
 2. Modify it and add text if needed
 3. Click File > Download > PNG image/JPEG image
 4. It will be downloaded to your computer, and now you can use it as your background image
- First, download the PC version of Zoom and log in with your account
 - Once inside, Zoom, click on Settings, located in the upper right corner
 - Click on the Virtual Fund option
 - Now click on the background you want. If you want to use a background downloaded to your computer, click on the plus symbol and the option to add an image or video will appear



Menu

01



Backgrounds






For teachers



For students









This slide is only for Premium users

 **Go Premium now!**








This slide is only for Premium users

 **Go Premium now!**

Menu



02

Avatars






Customize it

Next avatar




Customize it

Next avatar



Customize it

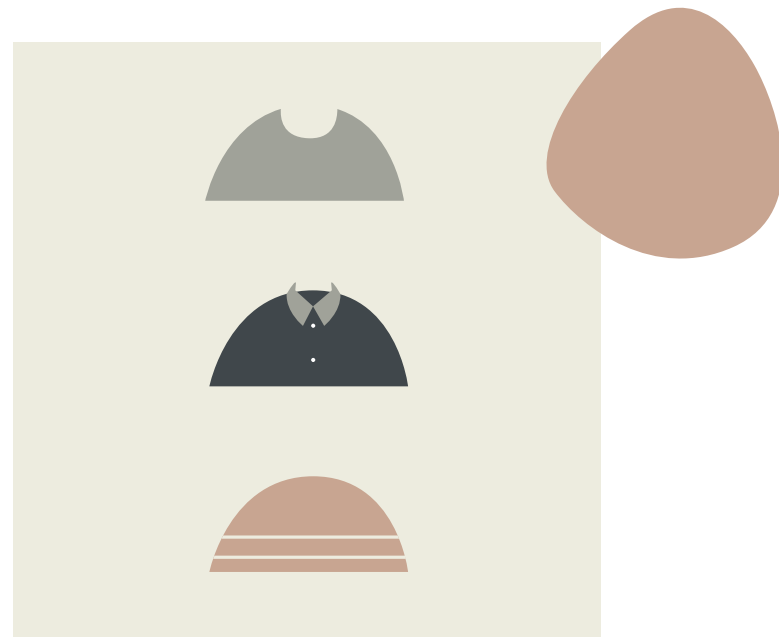

Next avatar



Previous avatar

Customize it




Next avatar



Previous avatar

Customize it



Next avatar



Previous avatar

Customize it

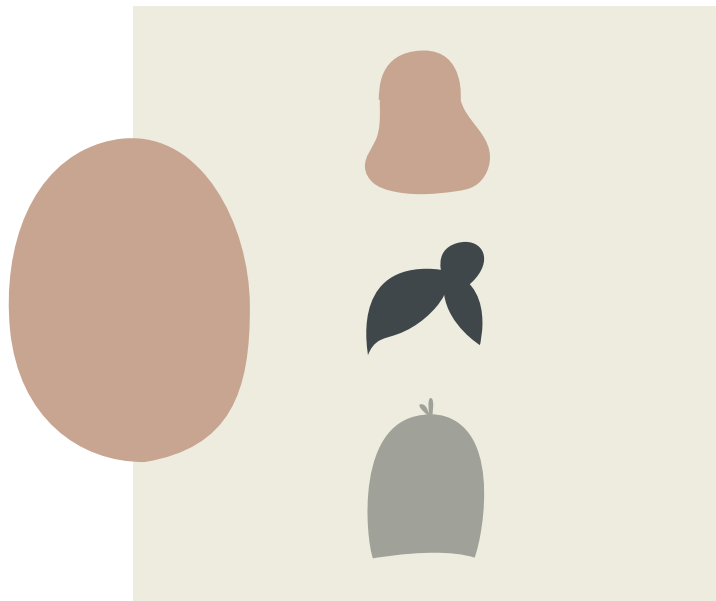

Next avatar



Previous avatar

Customize it


03. Reminder



Previous avatar

Customize it



03. Reminder



Previous avatar

Customize it



03. Reminder



Previous avatar

Customize it

03. Reminder





This slide is only for Premium users

 Go Premium now!

Previous avatar

Customize it

03. Reminder





This slide is only for Premium users

 Go Premium now!

Previous avatar

Customize it

03. Reminder



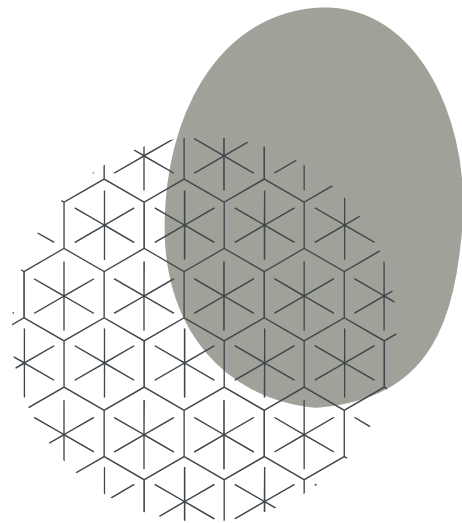
This slide is only for Premium users

 Go Premium now!

Menu

03

Reminder



Important for the next class

Subject		
Science Music English Math	Read today's lesson	Do exercises 1 and 2
	Bring instrument	Practice song
	Read book	Do grammar exercises
	Do calculation	Learn lesson

School rules

It's ok

- Mercury is the smallest planet
- Venus is the second planet from the Sun
- Mars is actually a very cold place

It's not ok

- Jupiter is the biggest planet of them all
- Saturn is a gas giant with several rings
- Neptune is far away from Earth



Do not forget

Tasks

- Translate text
- Paint mural
- Do spelling homework
- Do exercises 4 and 5

Subjects


- English
- Art
- French
- Math



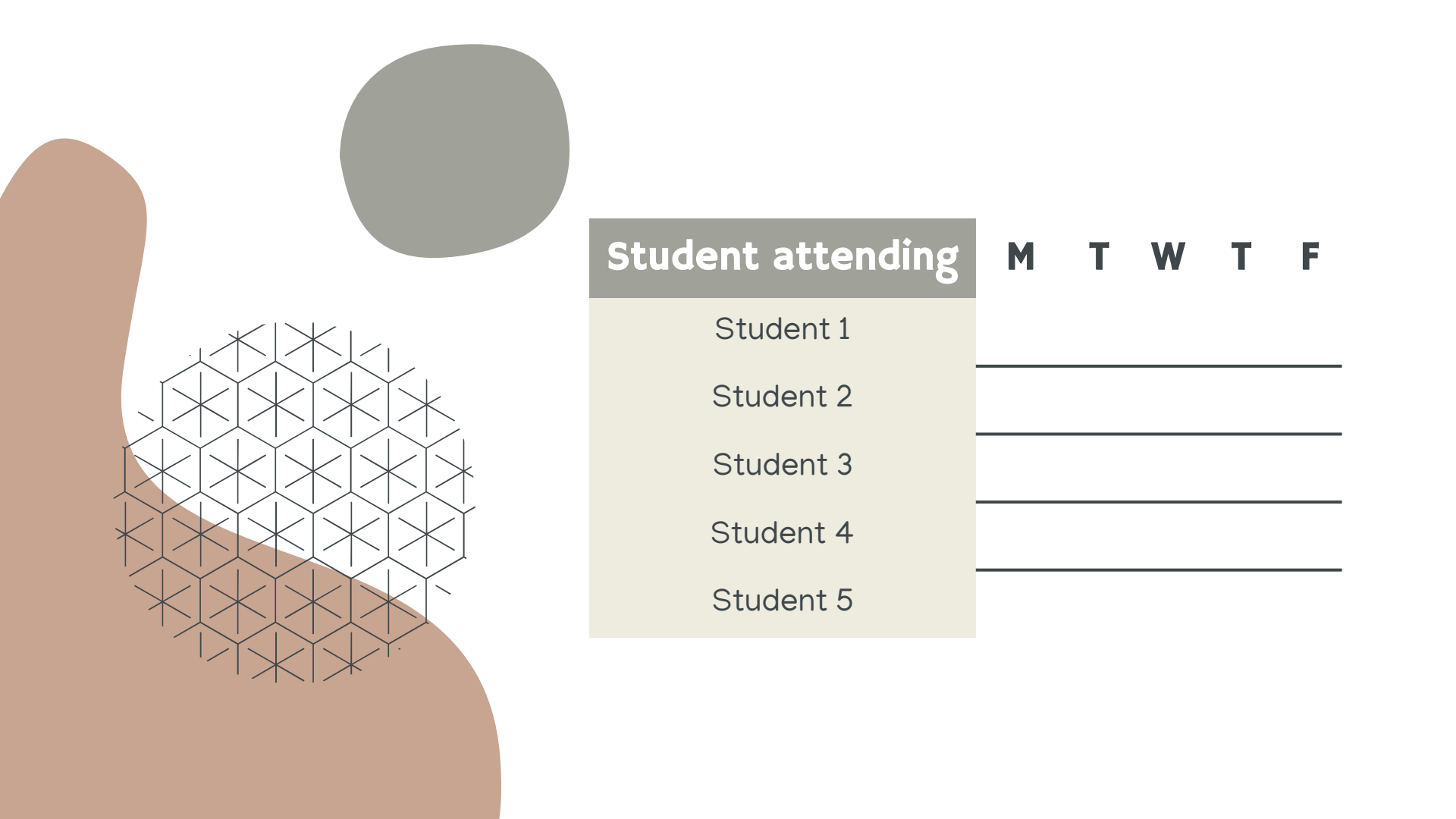
What materials should I bring to class?





Notes



Eraser
Rounded scissors
Pencils
Stapler
Calculator
Markers



Student attending	M	T	W	T	F
Student 1					
Student 2					
Student 3					
Student 4					
Student 5					



Activities

- Ask lesson
- Correct homework
- Send homework to the teacher for tomorrow





The background features several large, organic, watercolor-like shapes in shades of brown, tan, and grey. A thin, dark line drawing of a plant with several leaves is positioned in the lower right quadrant, partially overlapping the grey rectangle.

Ask homework to:

- Student 1
- Student 2
- Student 3
- Student 4
- Student 5


Today's tasks

- Do science exercises
- Paint mural
- Do spelling homework



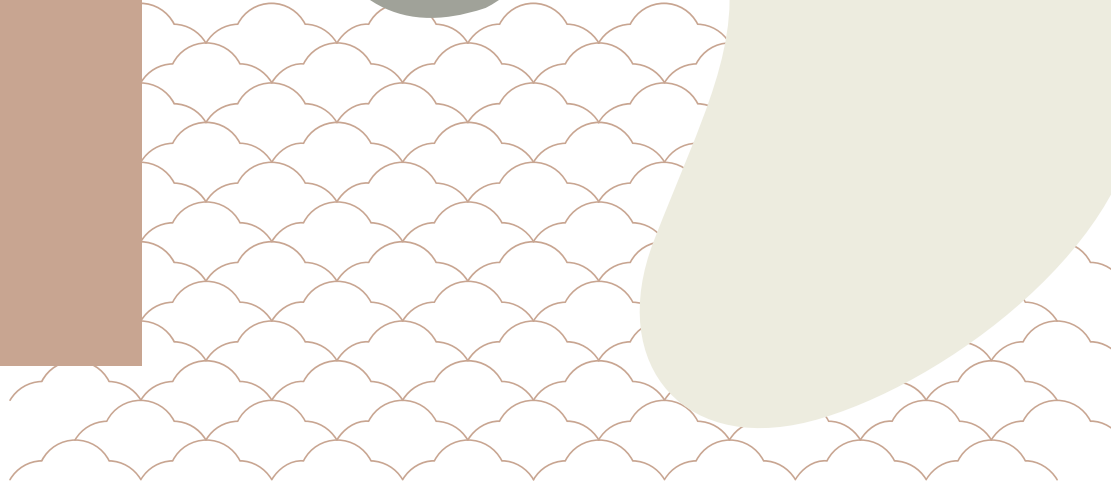
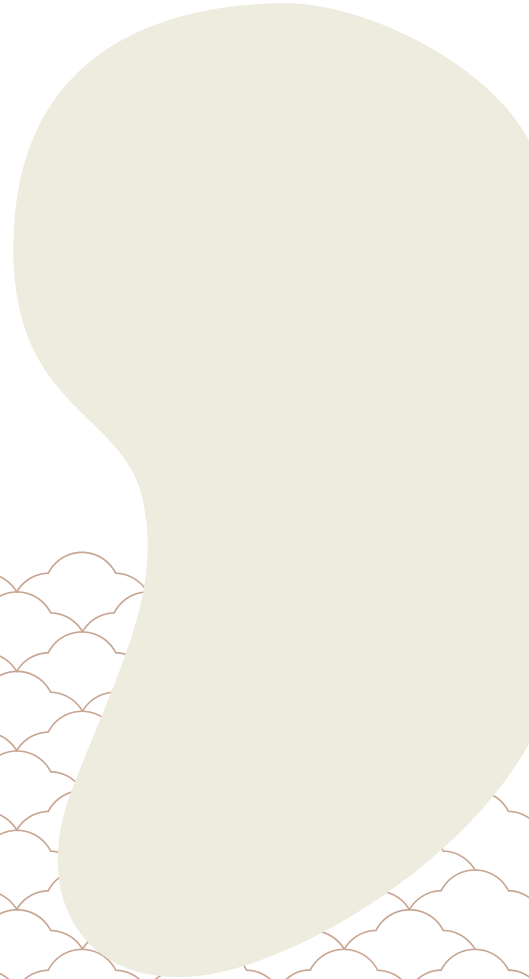


Homework

- Do science exercises
- Paint mural
- Do spelling homework



Materials

- ☐ Pencils
- ☒ Scissors
- ☒ Books
- ☐ Folder



To review

- Write a pending task here
- Write a pending task here
- Write a pending task here



This slide is only for Premium users



Go Premium now!

Menu

04

Planning

Organize your tasks



Step 1

Mercury is the
smallest planet in
the Solar System



Step 2

Jupiter is the
biggest planet in
the Solar System



Step 3

Venus is the second
planet from the Sun

This slide is only for Premium users



Go Premium now!

Day schedule

Day I			
9AM	Art	1PM	Physical Education
10AM	Social Sciences	2PM	Literature
11AM	Science	3PM	Math
12PM	Math	4PM	History
Extracurricular activities (Choose one)			
6PM	Hockey	Dance	Chess

This slide is only for Premium users

 Go Premium now!

Weekly planner

Time	Mon	Tue	Wed	Thu	Fri
8:00 am	Math	History	Science	Art	History
9:00 am	Science	Art	English	French	English
10:00 am	English	French	French	Music	Math
11:00 am	Break				
11:30 am	Music	Math	Maths	Science	French
12:30 pm	Art	Science	Music	History	Music
1:30 pm	Lunch	Lunch	Lunch	Lunch	Lunch

This slide is only for Premium users

 Go Premium now!

Weekly planning

Monday

08:00 | Go to class

16:30 | Do homework

Thursday

08:00 | Breakfast

09:30 | Music class

13:30 | Lunch with mom

Tuesday

17:00 | Study for Friday

18:00 | Math class

Friday

07:30 | Review for exam

11:30 | Science test

17:30 | Go to Sarah's

Wednesday

10:30 | Relax time

19:00 | Piano lesson

Saturday

11:00 | Do homework

Sunday

10:00 | Plan next week

Monthly planner

April

Mo	Tu	We	Th	Fr	Sa	Su
			1	2	3	4
5	6	7	8	9	10	11
12	13	14	15	16	17	18
19	20	21	22	23	24	25
26	27	28	29	30		

First semester

January

Mo	Tu	We	Th	Fr	Sa	Su
				1	2	3
4	5	6	7	8	9	10
11	12	13	14	15	16	17
18	19	20	21	22	23	24
25	26	27	28	29	30	31

February

Mo	Tu	We	Th	Fr	Sa	Su
1	2	3	4	5	6	7
8	9	10	11	12	13	14
15	16	17	18	19	20	21
22	23	24	25	26	27	28

March

Mo	Tu	We	Th	Fr	Sa	Su
1	2	3	4	5	6	7
8	9	10	11	12	13	14
15	16	17	18	19	20	21
22	23	24	25	26	27	28
29	30	31				

April

Mo	Tu	We	Th	Fr	Sa	Su
			1	2	3	4
5	6	7	8	9	10	11
12	13	14	15	16	17	18
19	20	21	22	23	24	25
26	27	28	29	30		

May

Mo	Tu	We	Th	Fr	Sa	Su
					1	2
3	4	5	6	7	8	9
10	11	12	13	14	15	16
17	18	19	20	21	22	23
24	25	26	27	28	29	30
31						

June

Mo	Tu	We	Th	Fr	Sa	Su
	1	2	3	4	5	6
7	8	9	10	11	12	13
14	15	16	17	18	19	20
21	22	23	24	25	26	27
28	29	30				

Second semester

July						
Mo	Tu	We	Th	Fr	Sa	Su
			1	2	3	4
5	6	7	8	9	10	11
12	13	14	15	16	17	18
19	20	21	22	23	24	25
26	27	28	29	30	31	

August						
Mo	Tu	We	Th	Fr	Sa	Su
						1
2	3	4	5	6	7	8
9	10	11	12	13	14	15
16	17	18	19	20	21	22
23	24	25	26	27	28	29
30	31					

September						
Mo	Tu	We	Th	Fr	Sa	Su
		1	2	3	4	5
6	7	8	9	10	11	12
13	14	15	16	17	18	19
20	21	22	23	24	25	26
27	28	29	30			

October						
Mo	Tu	We	Th	Fr	Sa	Su
				1	2	3
4	5	6	7	8	9	10
11	12	13	14	15	16	17
18	19	20	21	22	23	24
25	26	27	28	29	30	31

November						
Mo	Tu	We	Th	Fr	Sa	Su
1	2	3	4	5	6	7
8	9	10	11	12	13	14
15	16	17	18	19	20	21
22	23	24	25	26	27	28
29	30					

December						
Mo	Tu	We	Th	Fr	Sa	Su
		1	2	3	4	5
6	7	8	9	10	11	12
13	14	15	16	17	18	19
20	21	22	23	24	25	26
27	28	29	30	31		

First semester

January						
Mo	Tu	We	Th	Fr	Sa	Su
					1	2
3	4	5	6	7	8	9
10	11	12	13	14	15	16
17	18	19	20	21	22	23
24	25	26	27	28	29	30
31						

February						
Mo	Tu	We	Th	Fr	Sa	Su
		1	2	3	4	5
6	7	8	9	10	11	12
13	14	15	16	17	18	19
20	21	22	23	24	25	26
27	28					

March						
Mo	Tu	We	Th	Fr	Sa	Su
		1	2	3	4	5
6	7	8	9	10	11	12
13	14	15	16	17	18	19
20	21	22	23	24	25	26
27	28	29	30	31		

April						
Mo	Tu	We	Th	Fr	Sa	Su
					1	2
3	4	5	6	7	8	9
10	11	12	13	14	15	16
17	18	19	20	21	22	23
24	25	26	27	28	29	30

May						
Mo	Tu	We	Th	Fr	Sa	Su
1	2	3	4	5	6	7
8	9	10	11	12	13	14
15	16	17	18	19	20	21
22	23	24	25	26	27	28
29	30	31				

June						
Mo	Tu	We	Th	Fr	Sa	Su
			1	2	3	4
5	6	7	8	9	10	11
12	13	14	15	16	17	18
19	20	21	22	23	24	25
26	27	28	29	30		

This slide is only for Premium users

 Go Premium now!

Second semester

July						
Mo	Tu	We	Th	Fr	Sa	Su
				1	2	3
4	5	6	7	8	9	10
11	12	13	14	15	16	17
18	19	20	21	22	23	24
25	26	27	28	29	30	31

August						
Mo	Tu	We	Th	Fr	Sa	Su
1	2	3	4	5	6	7
8	9	10	11	12	13	14
15	16	17	18	19	20	21
22	23	24	25	26	27	28
29	30	31				

September						
Mo	Tu	We	Th	Fr	Sa	Su
			1	2	3	4
5	6	7	8	9	10	11
12	13	14	15	16	17	18
19	20	21	22	23	24	25
26	27	28	29	30		

October						
Mo	Tu	We	Th	Fr	Sa	Su
					1	2
3	4	5	6	7	8	9
10	11	12	13	14	15	16
17	18	19	20	21	22	23
24	25	26	27	28	29	30


November						
Mo	Tu	We	Th	Fr	Sa	Su
	1	2	3	4	5	6
7	8	9	10	11	12	13
14	15	16	17	18	19	20
21	22	23	24	25	26	27
28	29	30				

December						
Mo	Tu	We	Th	Fr	Sa	Su
			1	2	3	4
5	6	7	8	9	10	11
12	13	14	15	16	17	18
19	20	21	22	23	24	25
26	27	28	29	30	31	

This slide is only for Premium users

 Go Premium now!

Menu



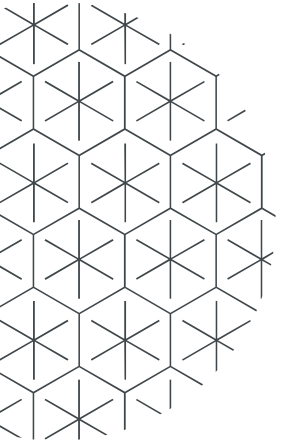
05

Homework



Write your homework

Monday - April 5th, 2021



Science	Do science homework
Math	
Music	
Art	Draw a mural

Write your homework

Mon	Tue	Wed	Thu	Fri
Read a book Study math Do grammar	Do science	Draw Study music	Translate text Exercise 1	Play piano

Timetable

	Mon	Tue	Wed	Thu	Fri
8:00 – 8:30	Music	Science	French	English	Science
8:30 – 9:00	Art	English	Math	Music	Art
9:00 – 10:00	French	Math	Science	Art	French
10:00 – 10:45	Lunch				
11:30 – 12:30	Math	Art	Music	French	Music
12:30 – 13:30	Science	Music	Art	Math	Math

Small steps to achieve my goals

	Mon	Tue	Wed	Thu	Fri
Read a book	●		●		●
Make notes	●	●	●	●	
Exercises	●	●			●
Summary		●	●	●	

This slide is only for Premium users

 Go Premium now!

Test

Part I

1. Link it:

- a. It's a gas giant and the biggest planet.
- b. It has a beautiful name, but it's hot
- c. Despite being red, it's a cold place

Venus
Mars
Jupiter

2. Write the missing data:

Mass	Diameter	Gravity
100	355	?

Test

Part II

3. Describe Venus:

It's the second planet from the Sun and it
has a beautiful name

4. Make a list of synonyms of the given
word:

Planet	?	?	?
?	?	?	?

Test

Part III

5. Mark the correct answers with a circle:

Jupiter?	Mars?	Saturn?
A. Red	A. Red	A. Red
<input checked="" type="radio"/> B. Big	B. Big	B. Big
C. Water	C. Water	C. Ringed

6. Describe Mars: Despite being red, Mars is a cold place

Test


Part IV

7. Indicate which planet each word refers to

Hot	
Red	
Big	Jupiter
Helium	
Far	

Cold	Mars
Giant	
Hydrogen	
Close	
Metal	

Menu



06 Others

Infographic



Mars

Despite being red, Mars is a cold place



Jupiter

Jupiter is a gas giant and the biggest planet



Saturn

It's composed of hydrogen and helium



Neptune

Neptune is the farthest planet from the Sun

Infographic

Saturn

Saturn is composed of hydrogen and helium



Neptune

Neptune is the farthest from the Sun



Mercury

Mercury is the closest planet to the Sun



Mars

Despite being red, Mars is a cold place



Infographic



Mars

Despite being red, Mars is a cold place



Saturn

It's composed of hydrogen and helium



Jupiter

Jupiter is a gas giant and the biggest planet

Infographic

Venus

Venus is the second planet from the Sun



Mars

Mars is actually a very cold place



Neptune

It's the farthest planet from the Sun



Mercury

It's the closest planet to the Sun



Jupiter

It's the biggest planet of them all



Earth

Earth is the place where we all live



This slide is only for Premium users

 Go Premium now!

This is a graph



Jupiter

It's the biggest planet of them all



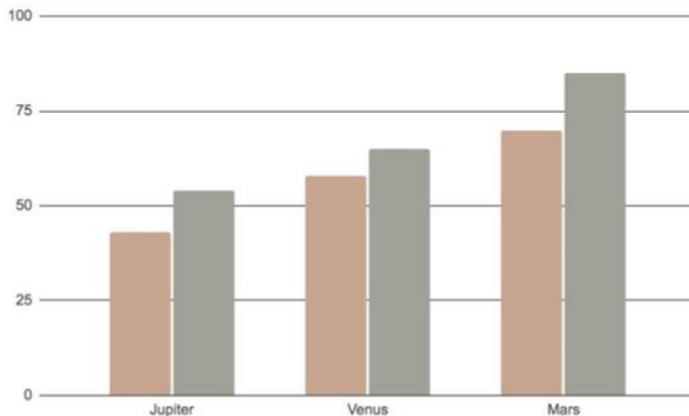
Venus

Venus is the second planet from the Sun



Mars

Despite being red, Mars is a cold place



Saturn



Neptune

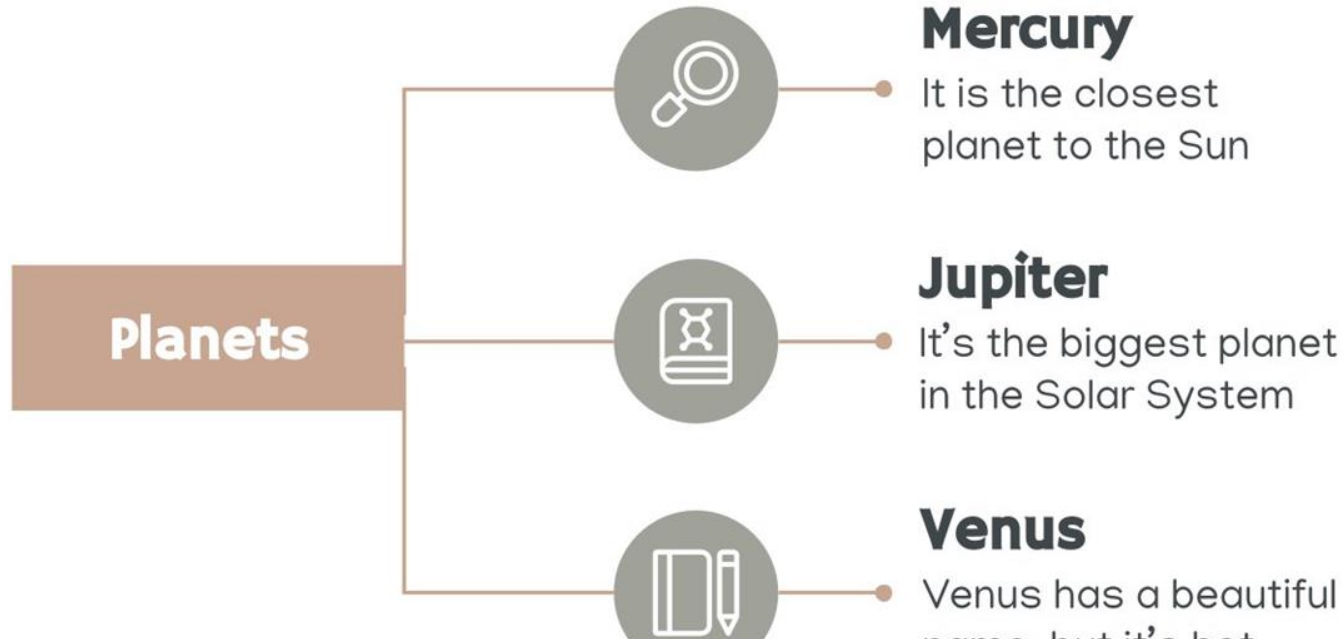
Follow the link in the graph to modify its data and then create the new one here. For more info, click here.

This slide is only for Premium users



Go Premium now!

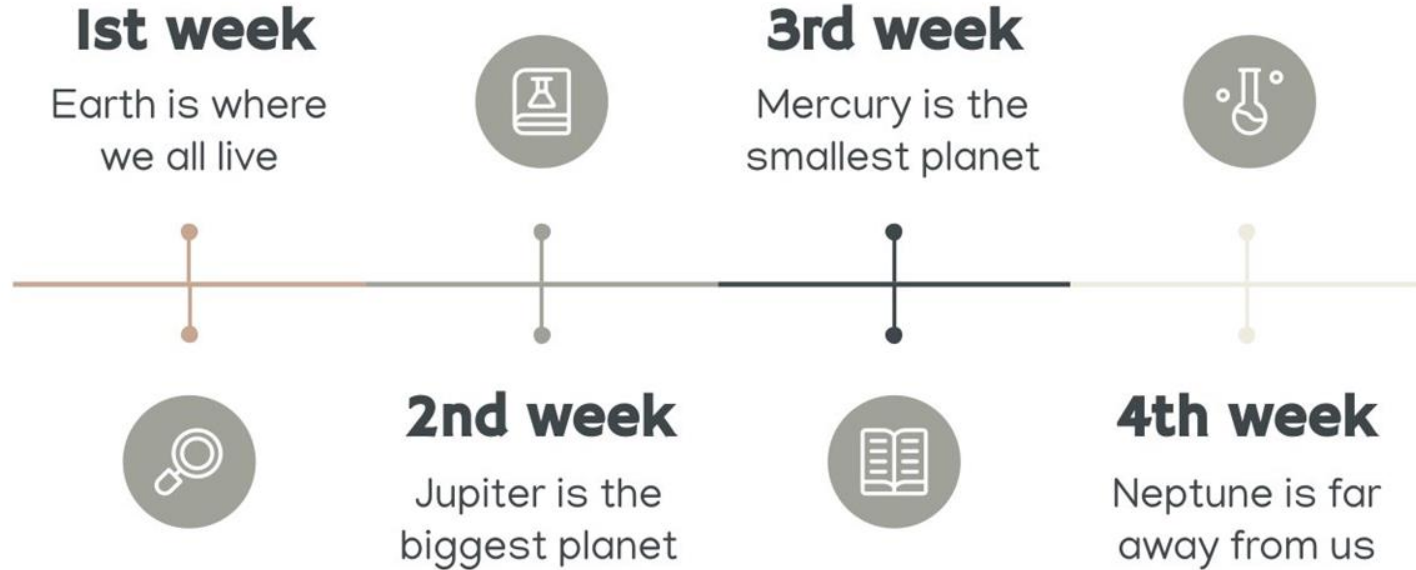
Diagram



This slide is only for Premium users

 Go Premium now!

Timeline



This slide is only for Premium users


 Go Premium now!

The slide title goes here!

Do you know what helps you make your point clear? Lists like this:




- They're simple
- You can organize your ideas
- You'll never forget to buy milk!

And the audience won't miss the point of your presentation





**A picture is
worth a
thousand words**



**A picture is worth
a thousand words**



This slide is only for Premium users



Go Premium now!

A picture always reinforces the concept

Images reveal large amounts of data, so remember: use an image instead of long texts





A picture always reinforces the concept

Images reveal large amounts of data, so
remember: use an image instead of long texts



This slide is only for Premium users



Go Premium now!

The background features several organic, hand-drawn style shapes. On the left is a large, light brown shape. In the center is a light beige shape containing the text. On the right is a large, greyish-green shape. At the bottom right is a smaller, dark grey oval. At the top center is a black line drawing of a leafy branch.

**Awesome
words**



3,450

Big numbers catch your audience's attention

Notes

Mercury

Mercury is the smallest planet

Venus

Venus is the second planet from the Sun

Mars

Despite being red, Mars is a cold place

Saturn

It's composed of hydrogen and helium

Neptune

Neptune is far away from Earth

Jupiter

It's a gas giant and the biggest planet



Notes



Mercury

Mercury is the smallest planet



Venus

Venus is the second planet from the Sun



Mars

Despite being red, Mars is a cold place



Saturn

It's composed of hydrogen and helium



Jupiter

It's a gas giant and the biggest planet



Neptune


Neptune is far away from Earth

This slide is only for Premium users

 Go Premium now!

Percentages


32%



Mercury

Mercury is the
smallest planet

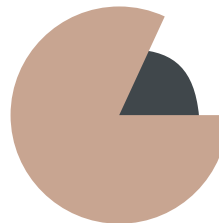
60%



Neptune

Neptune is far away
from Earth

88%



Saturn

Saturn is a gas giant
and has several rings

Percentages

70%

Mercury

Mercury is the
smallest planet



Mars

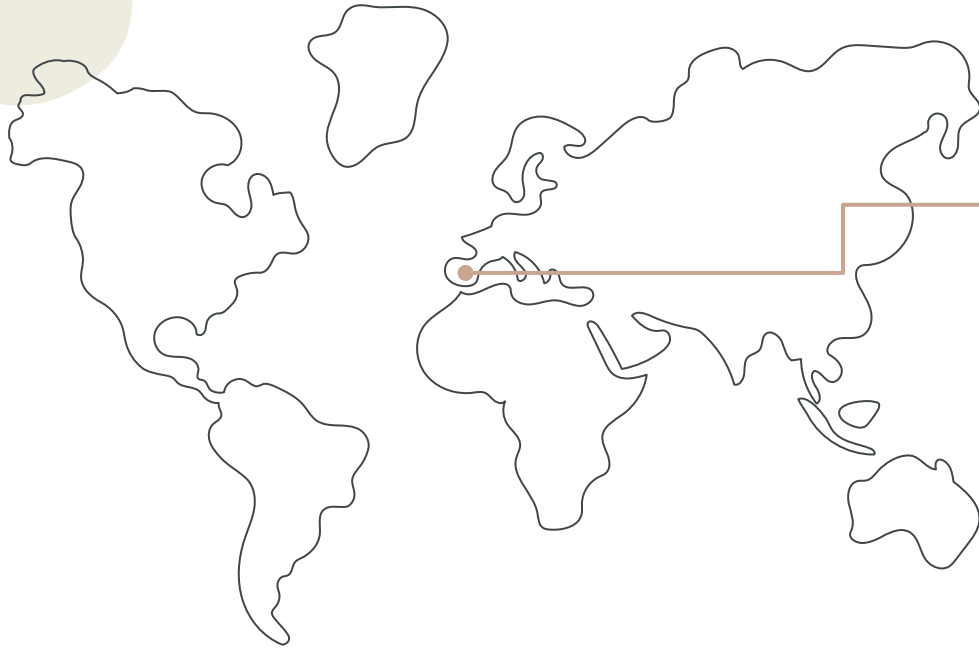
Despite being red,
Mars is a cold place

30%

This slide is only for Premium users

 Go Premium now!

This is a map



Venus

It has a nice name, but
it's terribly hot

This is a map

California

Venus is the second planet from the Sun

Florida

Mercury is the closest planet to the Sun



The background features several abstract organic shapes in shades of grey and brown. On the left, a grey shape partially overlaps a white hexagonal grid pattern. On the right, a large brown shape is visible. The central text is contained within a light beige rectangular box.

333,000

The Sun's mass compared to Earth's

9h 55m 23s

Jupiter's rotation period

386,000km

Distance between Earth and the
Moon



333,000


The Sun's mass compared to Earth's

9h 55m 23s

Jupiter's rotation period

This slide is only for Premium users

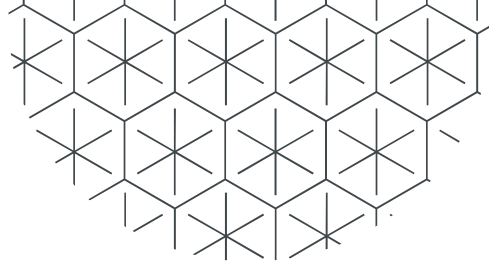
 **Go Premium now!**



“This is a quote, words full of wisdom
that someone important said and can
make the reader get inspired”

—Someone Famous





Whoa!

This can be the part of the presentation
where you can tell a funny anecdote

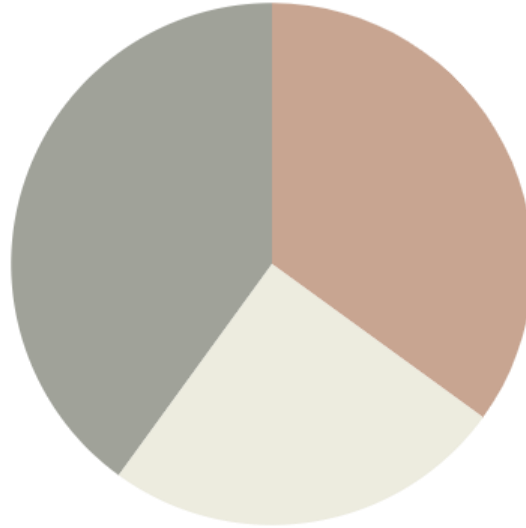
This is a graph

Mars 40%

Despite being red,
Mars is a cold place

Saturn 25%

It's composed of
hydrogen and helium



Neptune 35%

It's the farthest planet
from the Sun

To modify this graph, click on it, follow the link,
change the data and paste the resulting graph
here, replacing this one



Conclusions



Mercury

Mercury is the
smallest planet




Venus

Venus is the second
planet from the Sun




Mars

Despite being red,
Mars is a cold place




References

- Author (year). Title of the publication.
Publisher
- Author (year). Title of the publication.
Publisher
- Author (year). Title of the publication.
Publisher
- Author (year). Title of the publication.
Publisher
- Author (year). Title of the publication.
Publisher



Need more columns of text?



Mercury

Mercury is the smallest planet

Mars

Despite being red, Mars is a cold place

Venus

Venus is the second planet from the Sun

Jupiter

It's a gas giant and the biggest planet

Our team



Helena James

You can replace the
image on the screen
with your own

John Doe

You can replace the
image on the screen
with your own

Our team



Jena Doe

You can replace
the image on
the screen with
your own



John Jam

You can replace
the image on
the screen with
your own



Ane Smith

You can replace
the image on
the screen with
your own



Josh Patt

You can replace
the image on
the screen with
your own

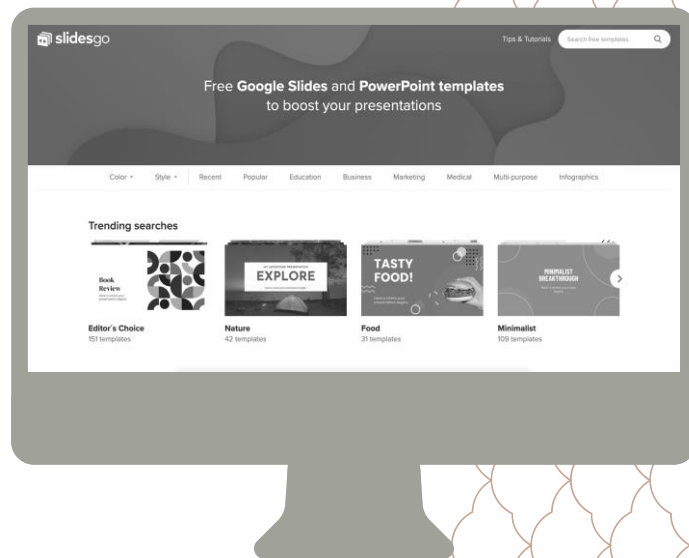
This slide is only for Premium users



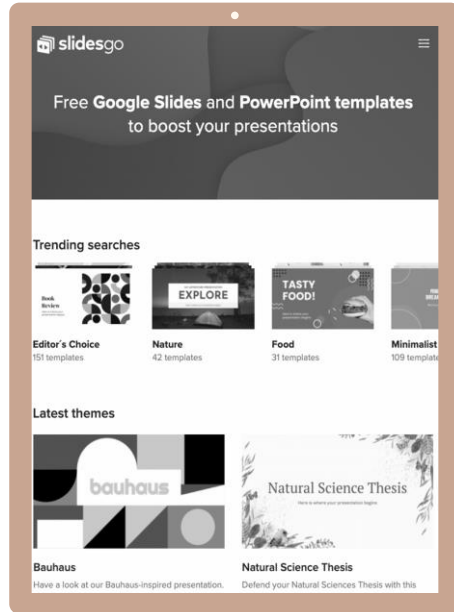
Go Premium now!

Desktop mockup


You can replace the image on the screen with your own work. Just delete this one, add yours and center it properly



Tablet mockup

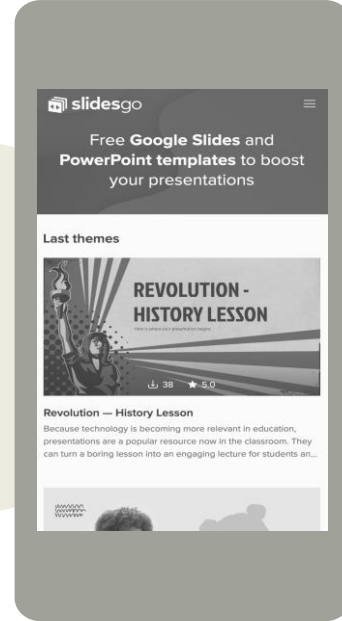


You can replace the image on the screen with your own work. Just delete this one, add yours and center it properly




Phone mockup




You can replace the image on the screen with your own work. Just delete this one, add yours and center it properly



Science moodboard



Math moodboard



Art moodboard



Literature moodboard



This slide is only for Premium users

 Go Premium now!

Geography moodboard



This slide is only for Premium users

 Go Premium now!

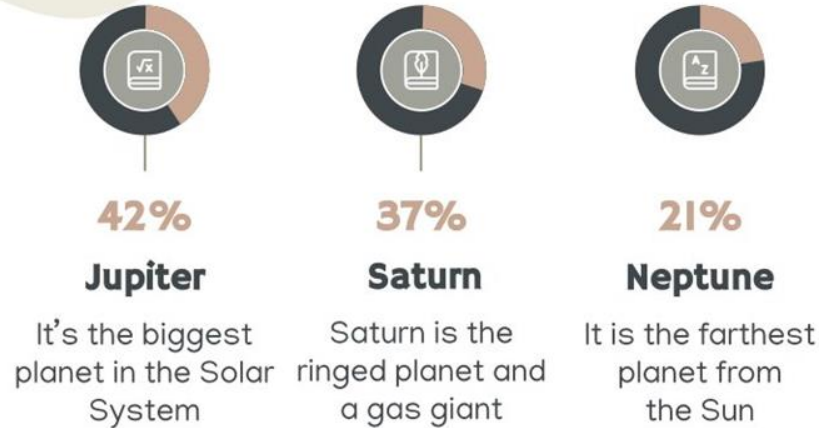
Pack high school



This slide is only for Premium users

 **Go Premium now!**

Alternative infographic



Mercury is the closest planet to the Sun

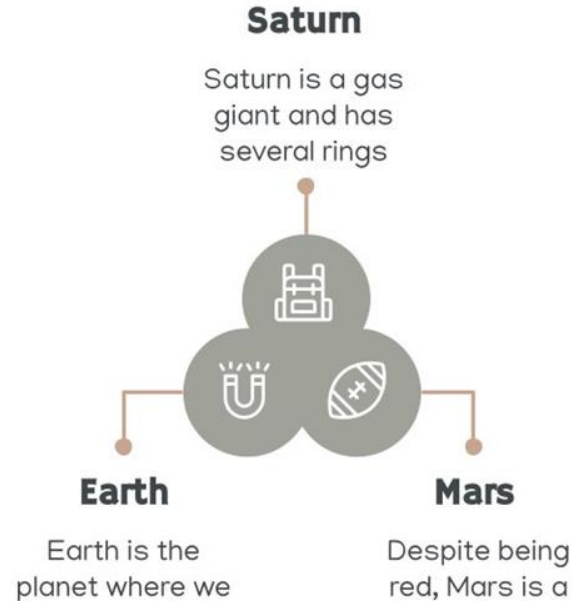
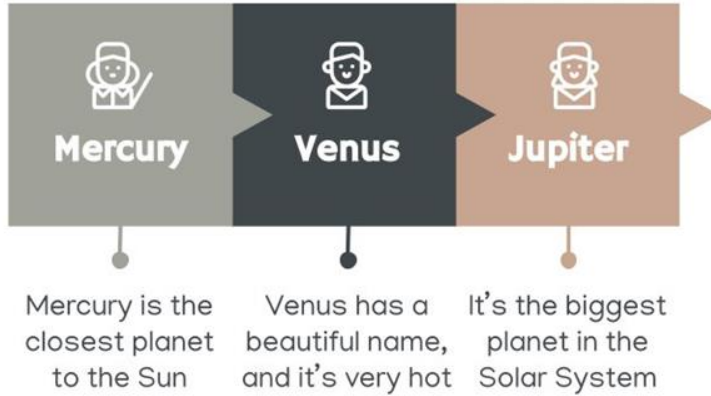
Earth is the third planet from the Sun

Neptune is far away from Earth

This slide is only for Premium users

 Go Premium now!

Alternative infographic



This slide is only for Premium users

 Go Premium now!

Alternative resources

Vectors:

- Wedding facebook cover template
- Wedding planner facebook cover template


Photos:

- Front view composition with different books
- Full shot student with books floor
- Creative composition with books flower
- Front view stack books with vase flowers
- Medium shot smiley woman reading bed
- Creative assortment world book day

Alternative resources



Alternative resources




Resources

Vectors:

- Wedding planner facebook cover template
- Covers collection with organic shapes
- Hand drawn people avatar collection
- Collection illustrated people avatars
- Flat design back school background

Photos:

- Front view stack books with one open
- Top view books with copy space
- Friends attending online class together
- Front view science elements with chemicals assortment




Resources

- High angle science elements
- Front view science elements arrangement lab
- Scientist working with chemical substances
- Cute girl science lab
- Front view girl scientist posing with lab coat safety glasses
- Mathematics with numbers copy space
- Math colorful rulers supplies calculator
- Maths with numbers stationery school items
- Colorful statistical pie charts
- Girl studying maths
- Girl making calculation
- Apple books pile near chalkboard
- Colorful math numbers with calculator

Resources

- Flat lay colorful abacus counting
- Dirty coloured palette pain
- Dirty color palette watercolour
- Front view minimalist frame easel brushes
- Close up paintbrush watercolor paint
- Easel watercolor paint
- Brushes paint creativity art concept
- Science elements with chemicals assortment



Premium resources

Vectors:

- Flat design back school background
- Hand drawn people avatar collection
- Usa map

Icons:

- Pack high school

Photos

- Books randomly stacked shelf
- Stack books library desk
- Woman reading book library



This slide is only for Premium users



Go Premium now!

Premium resources

- Books near flowers pot
- Text article page book
- Books bookshelf
- Student teen looking camera
- Smiling girl holding notebooks
- Happy teen with books looking camera
- Young people standing with books
- Top view opened books table
- Front view pile books with copy space
- Magnifying glass compass maps
- Cardinal points north arrow old map
- Glass notebook feather
- Toy plane maps
- Old fashioned compass map

This slide is only for Premium users



Go Premium now!

Instructions for use

In order to use this template, you must credit Slidesgo by keeping the **Thanks** slide.

You are allowed to:

- Modify this template.
- Use it for both personal and commercial projects.

You are not allowed to:

- Sublicense, sell or rent any of Slidesgo Content (or a modified version of Slidesgo Content).
- Distribute Slidesgo Content unless it has been expressly authorized by Slidesgo.
- Include Slidesgo Content in an online or offline database or file.
- Offer Slidesgo templates (or modified versions of Slidesgo templates) for download.
- Acquire the copyright of Slidesgo Content.

For more information about editing slides, please read our FAQs or visit Slidesgo School:

<https://slidesgo.com/faqs> and <https://slidesgo.com/slidesgo-school>

Fonts & colors used

This presentation has been made using the following fonts:

Hammersmith One

(<https://fonts.google.com/specimen/Hammersmith+One>)

Manjari

(<https://fonts.google.com/specimen/Manjari>)

#edecdfff

#c8a591ff

#a0a299

#40474b

#ffffff

Storyset

Create your Story with our illustrated concepts. Choose the style you like the most, edit its colors, pick the background and layers you want to show and bring them to life with the animator panel! It will boost your presentation. Check out [how it works](#).



Pana



Amico



Bro



Rafiki



Cuate

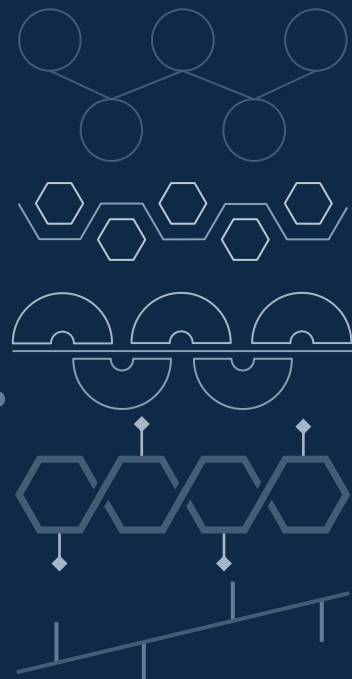
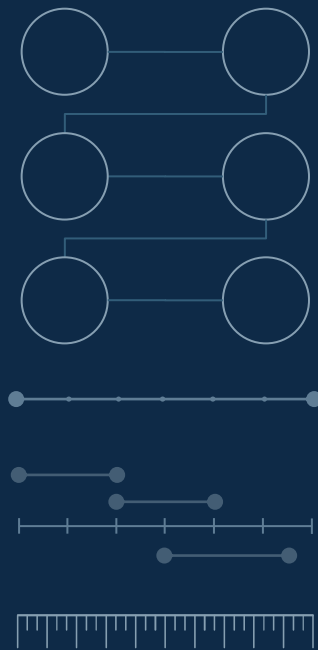
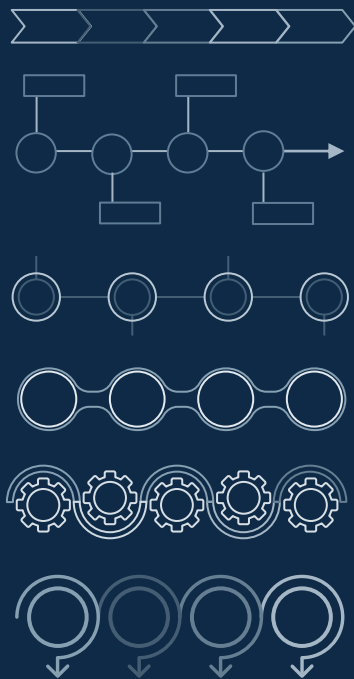
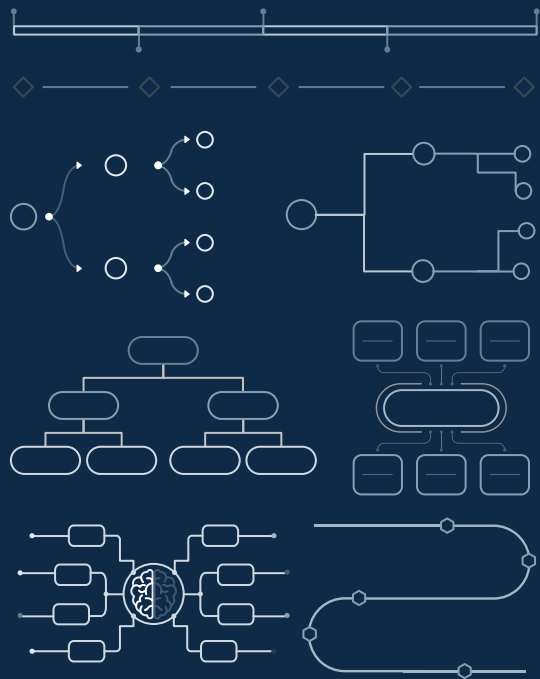
Use our editable graphic resources...

You can easily **resize** these resources without losing quality. To **change the color**, just ungroup the resource and click on the object you want to change. Then, click on the paint bucket and select the color you want.

Group the resource again when you're done. You can also look for more **infographics** on [Slidesgo](#).





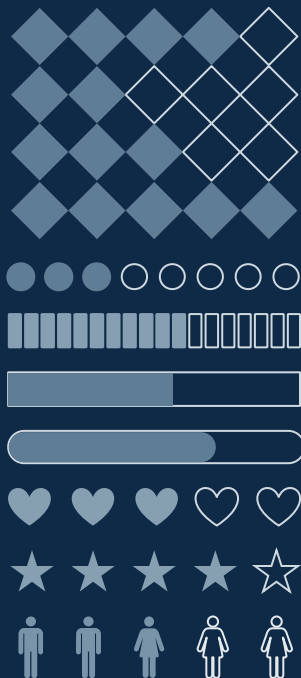



	✓	✗	✗	✗
	✗	✓	✓	✓

	JANUARY	FEBRUARY	MARCH	APRIL	MAY	JUNE
PHASE 1						
Task 1						
Task 2						
PHASE 2						
Task 1						
Task 2						

	JANUARY	FEBRUARY	MARCH	APRIL
PHASE 1				
Task 1				
Task 2				





...and our sets of editable icons

You can resize these icons without losing quality.

You can change the stroke and fill color; just select the icon and click on the paint bucket/pen.

In Google Slides, you can also use Flaticon's extension, allowing you to customize and add even more icons.



Educational Icons



Medical Icons



Business Icons



Teamwork Icons



Help & Support Icons



Avatar Icons



Creative Process Icons



Performing Arts Icons



Nature Icons



SEO & Marketing Icons



